

**OX App Suite**  
**Minor Release v7.10.6**

**Feature Overview**

**V1.0**

<b>1</b>	<b>OX App Suite v7.10.6.....</b>	<b>3</b>
1.1	Intention of this Document.....	3
1.2	Key Benefits of OX App Suite v7.10.6 .....	3
<b>2</b>	<b>New Address Book Picker and Search .....</b>	<b>4</b>
2.1	Improved Collaboration .....	4
2.2	Improved Address Book Picker and Search.....	4
<b>3</b>	<b>OX Calendar Cross Context Sharing .....</b>	<b>8</b>
3.1	Calendars are Viewable by all Participants .....	8
3.2	Participants from all Available Address Book Lists.....	9
3.3	Cross Context Free/Busy View .....	9
3.4	Automatic Processing of Scheduling Mails.....	10
<b>4</b>	<b>Functional Mailboxes .....</b>	<b>11</b>
4.1	General .....	11
4.2	User Activation/Deactivation of Mailboxes.....	11
4.3	OX Mail View .....	12
4.4	OX Mail Compose.....	13
<b>5</b>	<b>OX Mail On-behalf Management .....</b>	<b>14</b>
5.1	User Configuration – Permissions Handling.....	14
5.2	Send Email On-Behalf .....	15

# 1 OX App Suite v7.10.6

## 1.1 Intention of this Document

This document provides an overview of the new web frontend features, backend improvements and other changes included in this minor release of OX App Suite v7.10.6. The purpose of this document is to inform Open-Xchange customers, and partners, about the main changes that have been made in this release.

## 1.2 Key Benefits of OX App Suite v7.10.6

Open-Xchange is pleased to announce the release of OX App Suite v7.10.6. Keeping in line with Open-Xchange's end-user strategy this release contains many user experience enhancements.

**Major enhancements in OX App Suite 7.10.6 include:**

- **New Address Book Picker and Search**  
A new address book search and contact picker for large organizations. Search for contacts across all departments (cross context and configurable LDAP search filters)
- **Cross Context OX Calendar Sharing**  
As users can share personal and public calendars outside their contexts, the creation of appointments and free/busy is now supported with participants from other contexts.
- **Introduced Functional (Shared) Mailboxes**  
OX App Suite v7.10.6. now lets users subscribe to, and use, centrally managed functional mailboxes. These functional mailboxes are easy to subscribe to and can be shared amongst other users in the same context.
- **OX Mail On-behalf Management**  
In some situations a user may wish to delegate management of their email and calendar functions to another user. For this reason, Open-Xchange has introduced a completely new concept to work 'on-behalf' of another user, for mail and calendar, in OX App Suite.

- **Automatic Processing of Scheduling Mails**

Calendar invitations received via email are now automatically processed and saved as soon as an invite email arrives in a users inbox. Now, new appointments, updates, cancellations, or replies from participants will directly appear in the user's calendars.

## **2 New Address Book Picker and Search**

### **2.1 Improved Collaboration**

With OX App Suite v7.10.5, Open-Xchange introduced the new concept of "Federated Sharing" which allows a user to integrate received shares from other contexts or servers into their own account. This provides a seamless integration of shared data and a smooth user experience. This is mainly because the remote data can now be accessed in the same way as if it would have been stored locally. As a result, collaboration with members of other contexts is even easier.

In some situations, and for some organizations, users are organized into "authorities". By nature, these authorities will have to work together. Technical, all employees of those authorities, with their sub-sections, will be organized in one large active directory (LDAP) for the whole organization. This means that a "global address book" would contain all employees of all authorities. This may result in several 10k or 100k of entries in the global address book.

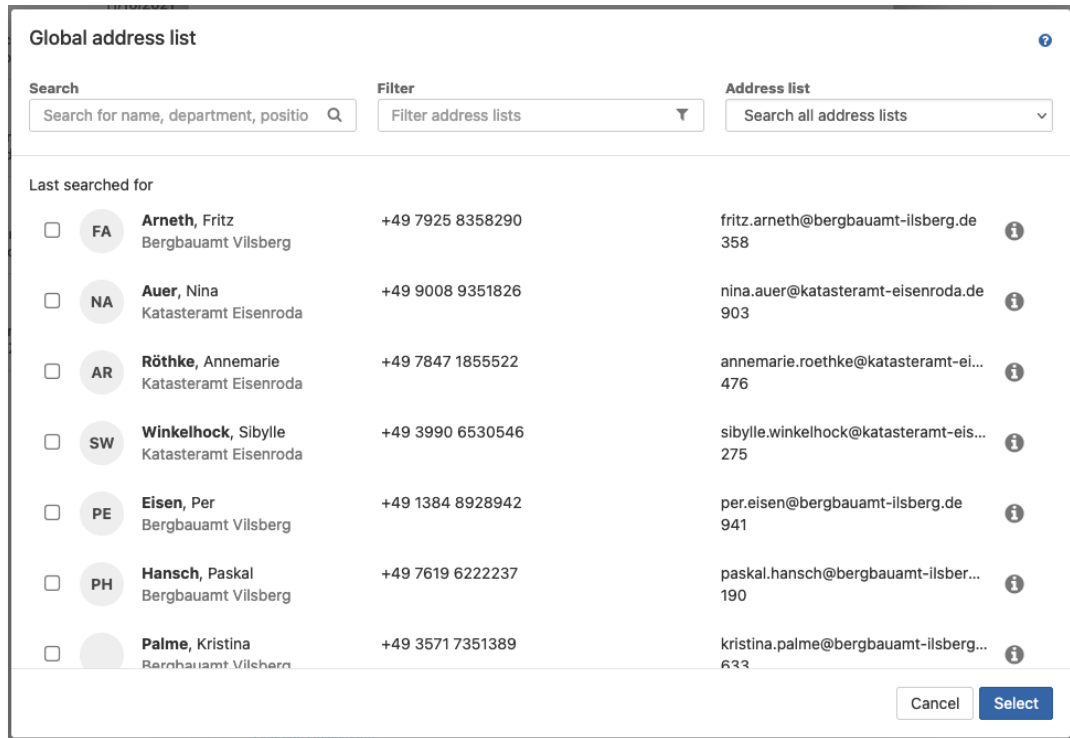
The users need a robust way to browse, filter and search in this huge number of contacts to get required information. Often this is a telephone number, the contact's position, their name, or email address.

### **2.2 Improved Address Book Picker and Search**

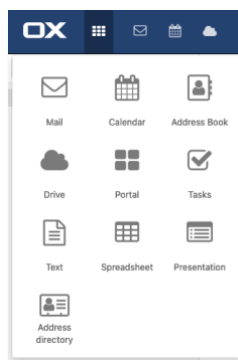
With this new version, Open-Xchange shows the most important contact fields in the contact picker, together with the most recent used contact.

The main new features:

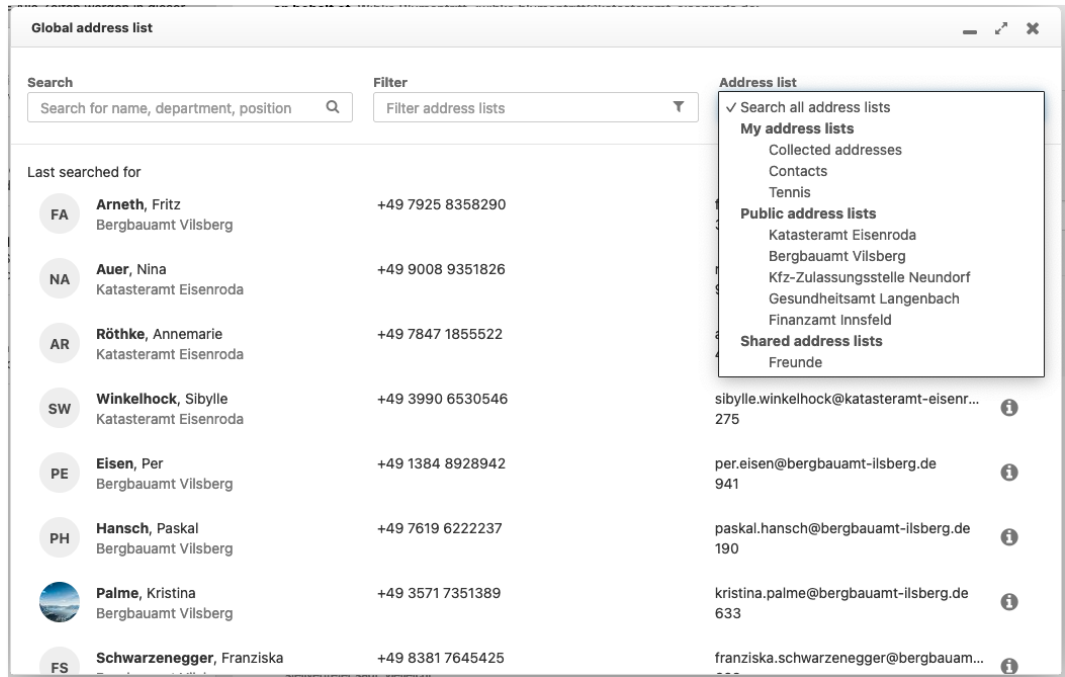
- All contact picker dialogs in OX App Suite (select mail recipient, add participant to appointment etc.) use the new address book picker.



- Search for contacts across all departments (cross, context, configurable LDAP search filters).
- The contact picker is now its own menu entry inside the app launcher.

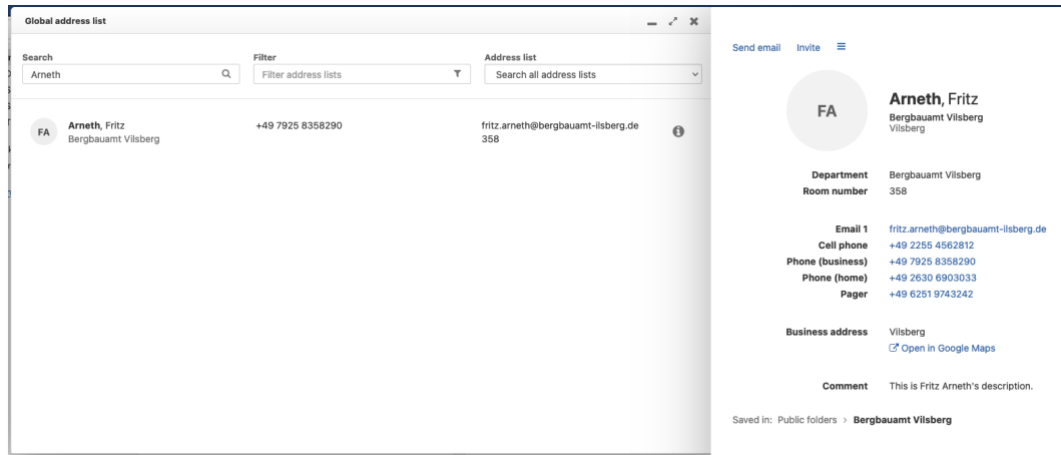


- The search for a contact is improved with new additional fields like position and department.
- A contact can be searched in all available address book or in a specific address book. An address book can be selected, or preset, for searching.



- Since the number of available address books can be very large, an additional filter "Restrict the address books to search" can be added.

- The contacts found are immediately displayed together with their most important contact details (such as name, authority, title, email and telephone number).



- Already searched for contacts will be displayed for a quick access, without any further searching.

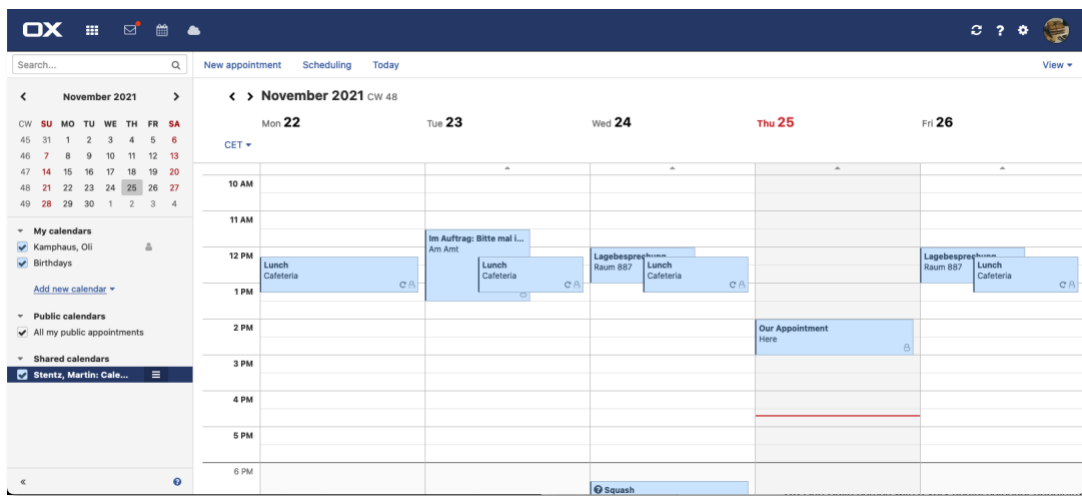
**Note for Administrators:** Further information can be found under:

[https://documentation.open-xchange.com/7.10.6/middleware/contacts/contacts\\_provider\\_ldap.html](https://documentation.open-xchange.com/7.10.6/middleware/contacts/contacts_provider_ldap.html)

## 3 OX Calendar Cross Context Sharing

### 3.1 Calendars are Viewable by all Participants

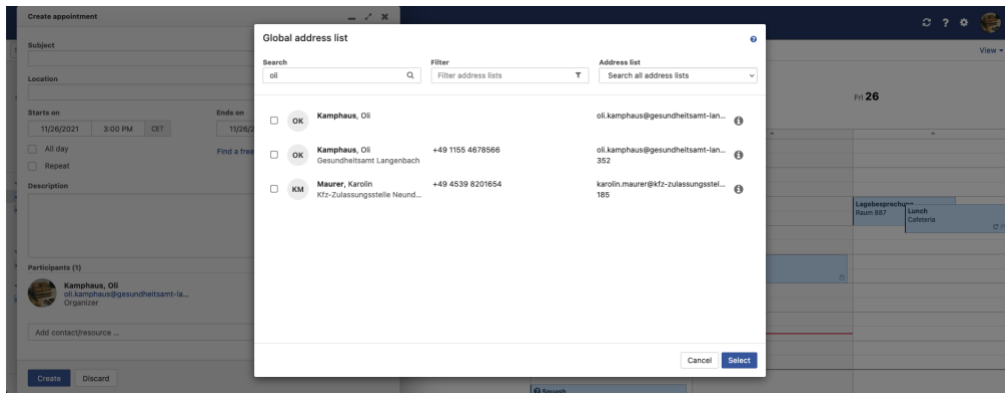
User may wish to share personal and public calendars with other users from outside their context. Before this release users could only share calendars to other users within their context, but not to users outside the context. With this new version, calendars shared by users outside a context are now also displayed in the user's folder tree.





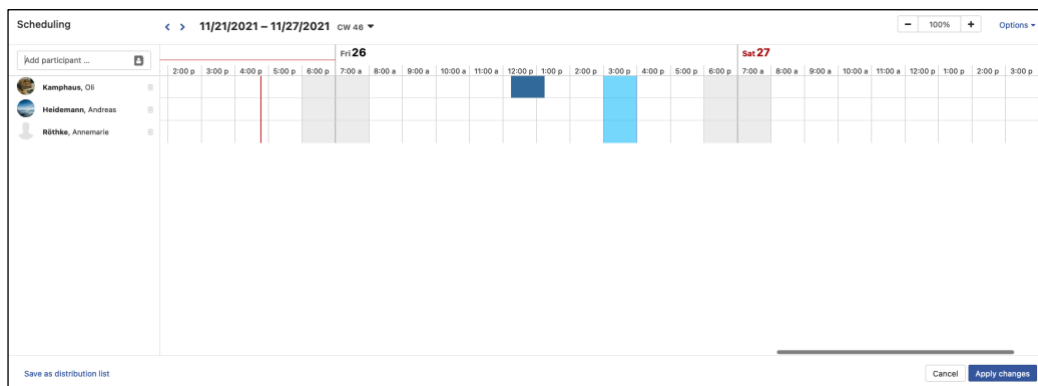
### 3.2 Participants from all Available Address Book Lists

OX App Suite v7.10.6 provides the ability to select users outside a context as a participant during appointment creation. In previous versions it was possible to add external users using their email address, but with this new version, it is now much simpler to use the new contact picker. The new address book picker grants access to a centrally managed list of contacts for the whole installation (across all contexts).



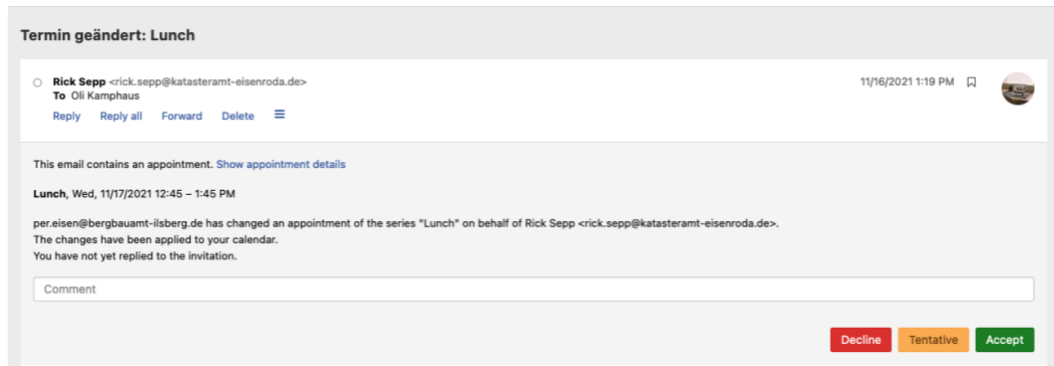
### 3.3 Cross Context Free/Busy View

OX App Suite comes with a very useful calendar appointment scheduling tool called the Free/Busy view. This lets a user quickly see when multiple users within their context have a free slot for an appointment. With this new version the Free/Busy functionality now supports Cross Context user scheduling using Free/Busy view. Users can now see all users on the installation (all contexts).



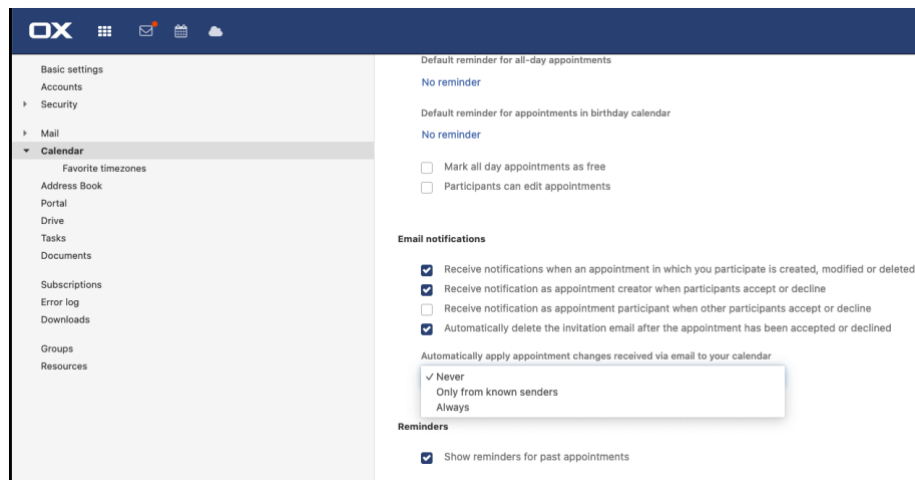
### 3.4 Automatic Processing of Scheduling Mails

Previously, mails that contain invitations or updates for calendar appointments were applied to the calendar only after the user explicitly triggers an action within their inbox (on demand).



Now these “scheduling mails” are automatically processed and saved as soon as the emails are fetched. Now, new appointments, updates, cancellations, or replies from participants directly appear in the user's calendars. Doing this means that the experience is similar to meetings with participants within the context, where changes are reflected in all user's calendars immediately.

The feature can be configured by end users in their calendar settings in OX App Suite, and the default behavior can be defined by the administrator.



**Note for Administrators:** Further information can be found under: <https://documentation.open-xchange.com/7.10.6/middleware/>

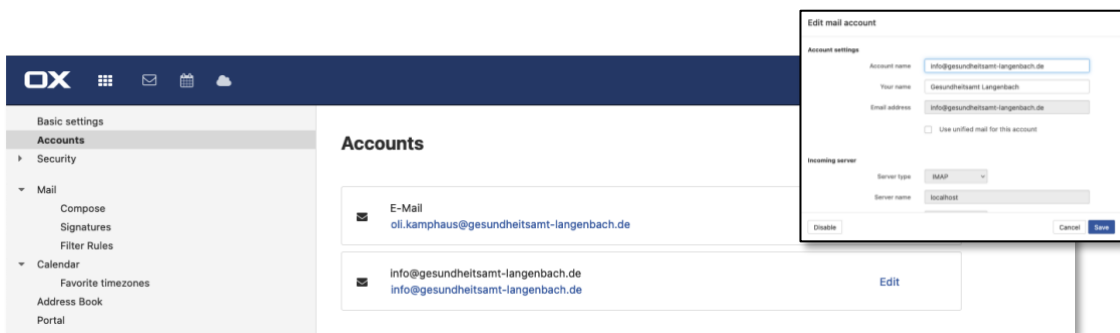
## 4 Functional Mailboxes

### 4.1 General

With the new OX App Suite v7.10.6, a user can now subscribe to, and use, centrally managed “functional mailboxes”. These functional mailboxes are shared amongst other users in the same context.

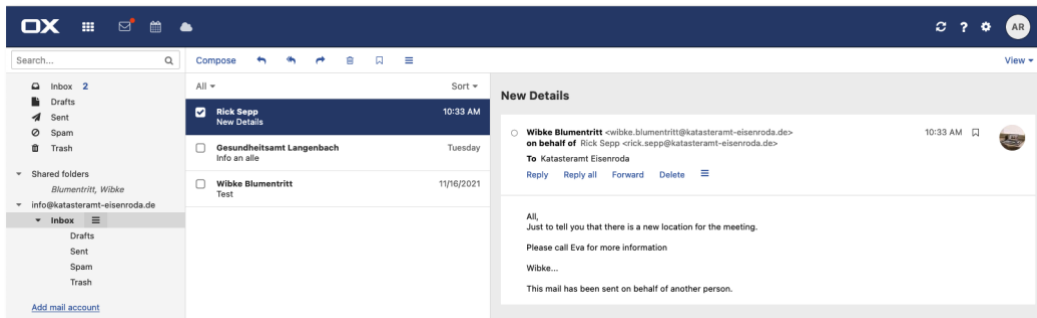
### 4.2 User Activation/Deactivation of Mailboxes

Once access to one or more functional mailboxes has been granted to a user by an administrator, the functional mailbox is immediately activated for the user, no additional subscription or configuration is required. In the accounts overview in Settings the user can deactivate individual functional mailboxes in case they don't want to see the functional mailbox in their email account list.



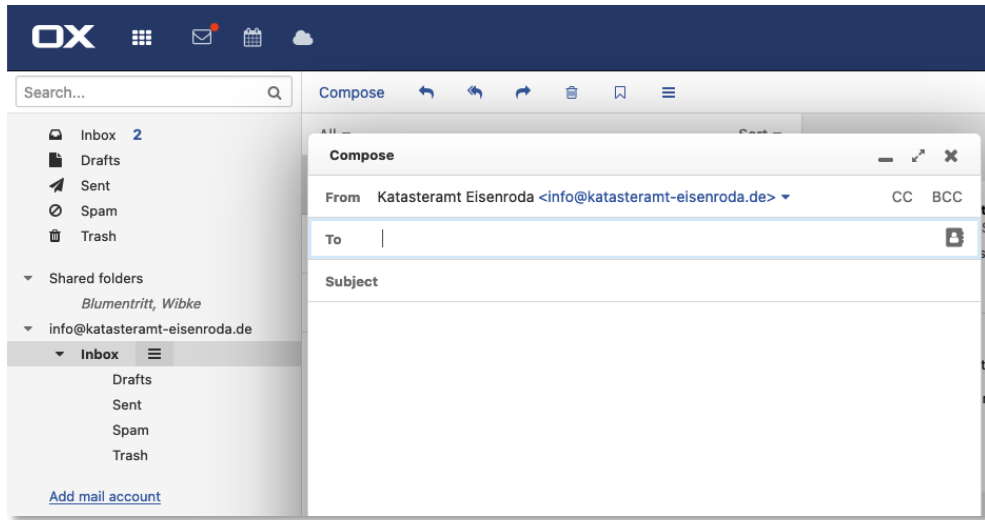
## 4.3 OX Mail View

The appearance of one of these new functional mailboxes will be similar to external mail accounts within OX App Suite. Mails in functional mailboxes can be read by other users from the same context, messages read status will be shared across the mailbox and will not be individual per user.



## 4.4 OX Mail Compose

If the user started composing an email, while being in the list view of a functional mailbox, the Sender and Name will be set to the functional mailboxes that the user is currently viewing. Same applies to messages within a functional mailbox that will be answered by the user, the Sender and Sender name is changed accordingly while composing the answer to a mail within a functional mailbox.



The user is also able to send messages from a functional mailbox and messages sent will be stored in the functional mailboxes sent folder. This means that the sent message is available to all users subscribed to this specific functional mailbox.

In line with the Sent folder handling, saved Draft messages within a functional mailbox is also saved to the standard Drafts folder of that functional mailbox.

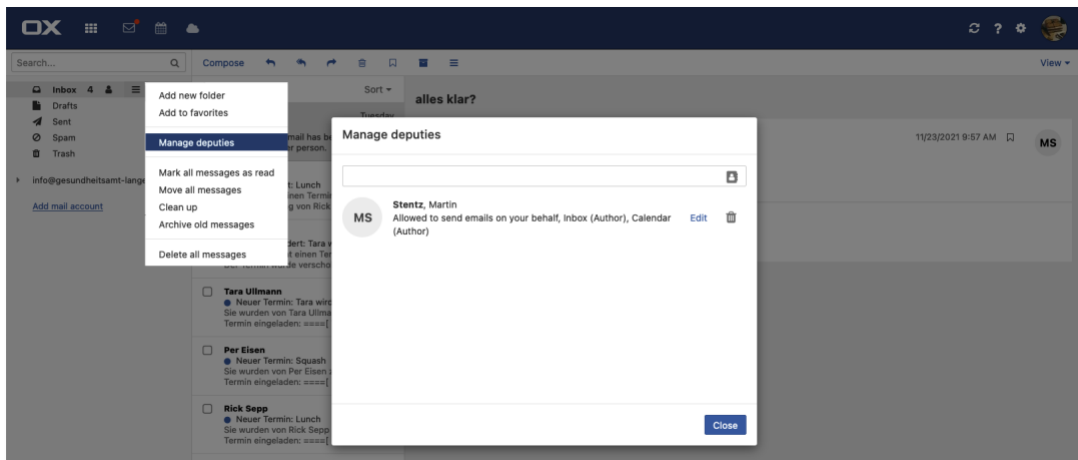
**Note for Administrators:** Further information can be found under:  
<https://documentation.open-xchange.com/7.10.6/middleware/>

## 5 OX Mail On-behalf Management

In some situations, a user may wish to delegate management of their email and calendar functions to another user. Typical reasons include sickness substitution, vacation replacement, substitution of an employee on parental leave. For this reason, Open-Xchange has introduced a complete new concept to work “on-behalf” of another user in OX Mail.

### 5.1 User Configuration – Permissions Handling

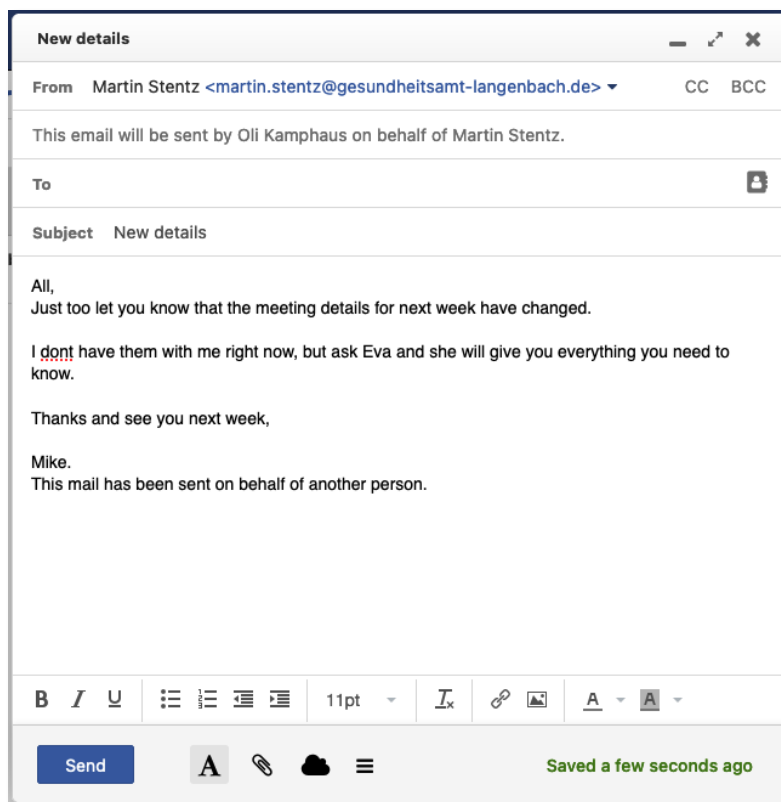
Users will now be able to easily grant read, edit and create permissions to users, and/or groups, within their context for mail, calendar, or contacts folders through a new configuration dialog.



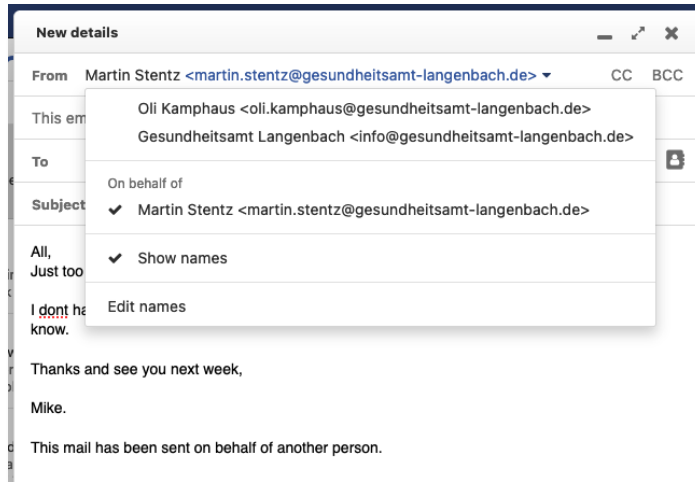
## 5.2 Send Email On-Behalf

If a user who will work on-behalf of another user has the appropriate permissions, they are able to select the on-behalf email address from the list of sender addresses. The mail that is being send on behalf of another user will then be clearly marked as such for the recipient of said email:

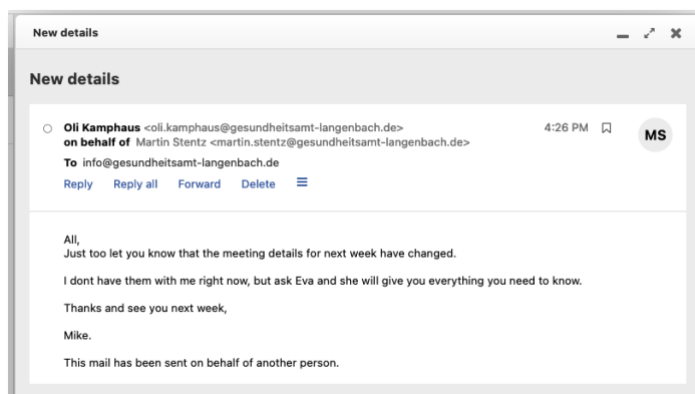
- The mail headers for "From" (the user who granted permission to send on behalf) and "Sender" (the user who is actually sending the message) will be set accordingly.



- There will be an internationalized note automatically added to the end of the email explaining that this message has been send on behalf of another person. The internationalization is be based on the sender’s language setting.



- The From field of said email will be set to "User X sending on behalf of user Y", this information can then be displayed by the receiving email client accordingly. The message used in the From field will also be internationalized and will be based on the sender’s language setting.



Once a message has been sent, the sent message will be stored in the senders, not the owners, Sent folder. This also applies with the draft message handling.

**Note for Administrators:** Further information can be found under: <https://documentation.open-xchange.com/7.10.6/middleware/>